



Year 6 SATs

Presentation 2024

‘ Practising the SATs made me feel more confident, prepared and under less pressure. I’m a worrier but it really helped that I knew what was coming.’ (*Mollie, ex-pupil*)

‘Getting better scores each time I practised made me believe in myself more.’ (*Josie, ex-pupil*)



The purpose of this afternoon:

- Show you what the children will be tested on and when
- Clarify our expectations and any statutory requirements
- Tell you how we prepare the students
- Suggest some ways that you can help to prepare your children

SATs Week – W/B Monday 13th May 2024

- The children will complete the following assessments:
- **Monday:** GPS – 45 Minutes plus a spelling test (not timed)
- **Tuesday:** Reading – 1 hour
- **Wednesday:** Maths paper **1** Arithmetic 30mins
Maths paper **2** Reasoning 1 – 40 mins
- **Thursday:** Maths paper **3** Reasoning 2 – 40 mins
- **Friday:** Beach day!

Maths Assessments

- There are three parts to the maths assessment.
- The former mental maths test has been replaced with an arithmetic assessment.
- There are now two non-calculator reasoning papers to assess their ability to apply a range of mathematics in problem solving and word problem contexts.

The arithmetic paper

- Tests children on their ability to solve number problems quickly and accurately.
- The problems are purely number based (there are no words in the test).
- There are 40 marks available.
- The children have 30 minutes to complete approximately 35 questions.

The arithmetic paper

- This test includes:
- Multiplying and dividing by 10, 100 & 1000
- The four operations with large numbers and decimals
- Long division and long multiplication
- Working out percentages of whole numbers
- Adding, subtracting, multiplying and dividing fractions
- Order of operations questions

The arithmetic paper

19

$$3^2 + 10 =$$


1 mark


29

$$15\% \times 440 =$$

1 mark

The arithmetic paper

33	$\frac{3}{5} \div 3 =$ 	<input data-bbox="1580 586 1653 655" type="checkbox"/> 1 mark
-----------	--	--

32	4 3 1 1 1 8	<input data-bbox="1588 1206 1661 1275" type="checkbox"/> 2 marks
Show your method		

The reasoning papers

- These papers are designed to test the children's knowledge of the primary maths curriculum and their depth of understanding in each concept.
- The test includes questions based on problem solving, geometry, data handling, algebra, ratio, shape, space and measure.

The reasoning papers

11

A packet contains 1.5kg of oats.



Every day Maria uses 50g of oats to make porridge.

How many days does the packet of oats last?

Show
your
method

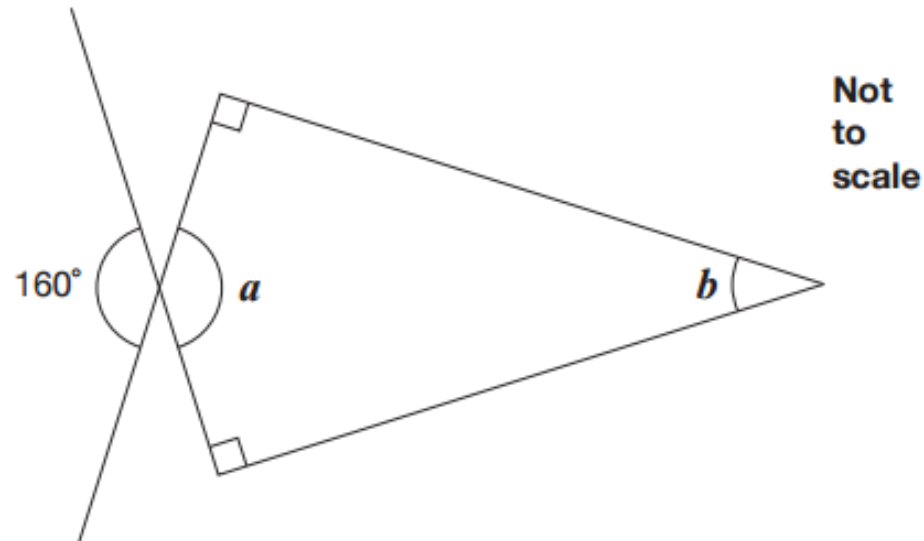
days

2 marks

The reasoning papers

17

Calculate the size of angles a and b in this diagram.



$$a = \boxed{^\circ}$$

 1 mark

$$b = \boxed{^\circ}$$

 1 mark

How to help with mathematics

- Revise a variety of topics in the run up to the SATs – BBC KS2 Bitesize and Mathsfun.com
- Corbett Maths
- Practise the four operations – repetition makes perfect
- Test children on their times tables
- Prodigy game
- Revision packs and activities on website

Reading Assessments



- There is one paper during which they have an hour to read 3/4 texts and answer comprehension questions about each one.
- The main focus of the test has shifted, with a greater emphasis on inference questions – a more complex skill.
- Children will need to read quickly in order to complete the test in time.

How to help with reading:

- Ask your children questions about a section of a book they have just read.
- ‘Race’ your child to read a short section in a given time.
- Help them scan for key words.
- Explore unusual vocabulary – nothing is too tricky! As Dr Seuss said, ‘The more you know, the further you will go!’

Grammar, Punctuation and Spelling

- This year the GPS test (previously known as SPaG) will involve a 45 minute test and a spelling test
- There will be 20 spellings which could be from the year 3, 4, 5 and 6 list or include any other 'tricky' spelling.

GPS – Do you know what each of these are?

- Determiners
- Relative clauses/relative pronouns
- Modal verbs
- Subjunctive form
- Active/passive voice
- Past progressive tense

Modal Verbs – the possibilities are endless....

15

Tick one box in each row to show how the **modal verb** affects the **meaning** of the sentence.

Sentence	Modal verb indicates certainty	Modal verb indicates possibility
It will be very cold tomorrow.		
John might have missed the train.		
Ann can speak six languages.		
You could finish your work by the end of the lesson.		

1 mark

Determiners – they ‘pin’ down the noun!

42

Circle all the **determiners** in the sentence below.

Two apple trees screened the open windows on one side.

1 mark

Present Perfect

44

Underline the **verb form** that is in the **present perfect** in the passage below.

Rachel loves music and has wanted to learn how to play the piano for years. She was hoping for piano lessons, and was delighted when her parents gave her a keyboard for her birthday.

1 mark

Subjunctive Form

41

Complete the sentence below so that it uses the **subjunctive form**.

If I _____ to have one wish, it would be for good health.

 1 mark

Checking answers...

26

Circle all the words in the sentences below that should start with a **capital letter**.

henry tudor married his first wife, catherine, in june 1509. they
married in london.

1 mark

Test Arrangements

- We can read questions but children have to ask us!
- Small groups
- Small rooms
- Familiar adults
- Rest breaks

English writing

- We will be assessing the children's work across a range of written pieces.
- In general, ALL of the requirements must be met to be age related
- Handwriting matters.
- Spelling and punctuation matters (in the GPS test AND all writing).
- Stamina and creativity counts.

It is tough this year but....



What we will do to help:

- If you or your child are unsure about any concept, please ASK.
- SATs hints booklets for Maths and GPS in the homework packs
- Homework booklets
- Drip feeding and practice!
- Extra intervention sessions
- PSHE lessons

An emotionally healthy approach

Teaching children

- Resilience
- Independence
- Pride in effort and achievement
 - Managing anxiety
 - Avoiding stress

Helpful websites:

www.YoungMinds.org.uk

<http://www.studentminds.org.uk/examstress.html>

And please, please, don't let your children (or you!) stress about it too much.



[More than a score](#)

SATs Week – little extras

- We try to make the week as relaxed and stress free as possible - we simply ask the children to show their very best.
- We will be providing the children with a light breakfast and a glass of juice each morning.
- Children will have plenty of break time after each test.
- Weather permitting, we hope to take the children to the beach on Friday.

And finally...



- ‘St James’ Year 6 helped give me the skills I needed for secondary school. Practising for the SATs made me feel confident and ready. I am really proud of my SATs and it really helps me when I tackle all my tests at my new school.’ (*Leah, past pupil*)
- ‘St James’ did everything right!’ (*Dan, past pupil*)

Any questions?